

Pascol®

WATER BASED ENAMEL PAINT PROJECTS

...colour and inspirational ideas



Pascol®

‘Making it
easy for me’

TERRIFIC TIPS
& IDEAS ON
HOW TO
COLOUR YOUR
HOME...



Quick, fun & easy... *Project guide*

WHETHER ITS GIVING THE DOG'S KENNEL A SECOND LEASE ON LIFE OR REJUVENATING DOOR TRIMS, PASCOL WATER BASED ENAMEL PAINTS ARE PERFECT FOR PROJECTS BIG AND SMALL.

Pascal Premium Water Based Enamels are designed for interior and exterior surfaces such as trim, woodwork, suitably primed metal and general wall surfaces. Available in a range of specially formulated rich and vibrant colours to achieve that brilliant, stand out finish.



BENEFITS OF USING WATER BASED ENAMELS

- As tough and durable as traditional oil based enamels
- For doors & trims, furniture, small details or objects
- For interior and exterior use
- Low odour, non yellowing and fast drying
- Resists chipping and cracking
- Better for the environment
- Easy to clean up with water

AVAILABLE IN THESE BRILLIANT COLOURS AND IN A RANGE OF SHEEN LEVELS



Cherry Red




Hunter Green




Bumble Bee Yellow




Royal Blue




Black



White



Java Brown



Mocha Brown



Almond

KEYS: ■ Gloss ▲ Satin ● Flat

* Tint your favourite white, neutral or pastel colour shade (1 litre size only).

For stockist information, product enquiries and technical advice please visit our website or call our Customer Service and Technical hotlines.

Phone 132 101
www.pascal.com.au

All printed colours have been matched as close to the actual paint colour as the printing process will allow. Slight variation in shades may occur. Photographic and printed images may not represent the true colour.

Pascal is a registered trademark of Wattyl Australia Pty. Limited. ABN 40 000 035 914



Top Tip

TO ACHIEVE GREAT RESULTS

- Apply Pascal Premium Water Based Primer Sealer Undercoat. For best results lightly sand with 240 or finer abrasive paper after undercoating.
- Avoid applying excessively thick coats as running or sagging may occur. Splashes should be removed immediately with a dampened cloth.
- Spread the paint quickly to an even film over a small section, laying off lightly into freshly painted sections.
- Use a 25 - 50mm quality synthetic brush.



9 315772 026259

Code: CCPA018/PAS12